



## From our President:

It's springtime in Tucson and all of us clay artisans are busy with craft fairs, classes, workshops, or just losing ourselves in our studios. We had a prosperous and fun show at Tohono Chul at the end of February. It was a little chilly in the mornings but lots of sunshine and customers over all. Thanks to Clydean and Jerry for their hard work and leadership in organizing this event. Also, Kathy, Kathryn, and Linda put together our 2<sup>nd</sup> membership meeting/workshop at the beginning of March. That was also a big success.

Thanks to all of you who participated in our March 11<sup>th</sup> jury session. I'm excited that we have some new juried members and hopeful that the rest of you got some good feedback.

As we move toward the summer months, we will be putting together a slate of candidates for next year's board at our annual meeting in September. If anyone would like to be involved on our nominating committee or as a prospective board member, please contact me"  
Happy potting!



**Craig Wunderlich**

SACA President 2018

**Table of Contents for SACA April 2018 Newsletter (just click!)**

[Newest Juried](#)

[Empty Bowls Success](#)

[Notes on Workshops](#)


[Art Fair opportunity](#)

[Classes](#)

[New Romero House Classes](#)

[SACA Board Contacts](#)

**Joni's Annual Salt Fire**



There's never a dull moment at Joni's Annual Salt fire and this year's was no exception. Tried and true salt fire fans show up every year, but each year we have new people who try it out. There's lots of fun and laughs. Joni always gets people going "making" in her studio while we wander back and forth checking the kiln. This year she changed out a burner in the middle of the fire all the while cackling with

Martha Kelly about the craziness of it. There were a few other highlights that just sealed the deal on a great March evening: poetry



reading, wild women dancing and one of the best potlucks ever. If you get a chance to participate or go to a fire with Joni Pevarnik, you will be pleasantly surprised and enlightened about her life of clay. Thank you Joni for your amazing firing experiences.



See YOU next time!!

## Meet the newest SACA Juried members



Carol Teal

Teri Pursch  
Melanie McPherson



Maritza Isalas

Dale Wesner  
Maritza Isalas  
Carol Teal  
Amy Oaxaca

The next Jury session is scheduled for August 5, 2018.

Thanks to you. . .



## Empty Bowls 2018 was a huge success!!



We helped to bring in \$89,500!! We had beautiful quality bowls made by many SACA members. This event would not be possible without the help of so many people. Lori Kindler, my co-liason to ICS for Empty Bowls stepped up the last week before the event when things got busy and I was out of town. She worked with Sandy Kreamer our contact at ICS to get the bowls picked up. Sandy has been storing our bowls in her garage all year! Having a head start on the bowls and having so many early donations made the "rounding up" of the bowls so much easier. Thank you to all of the early birds. I really appreciate the studios that work together to produce hundreds of bowls, it's like herding cats but you still come through year after year. Marilyn Cleavinger, you really make it happen with three studios. That's a lot of people to get working. Frank Tomizuka, thank you for your lovely comments about clay in The Arizona Daily Star. Joan Kelley with Sun City was impressive, their clay club produced over one hundred bowls many weeks in advance. Andy Iventosch and Susan Yamamura (among others) donated some beautiful work for the silent auction. There are so many things to thank all of you for, more than I can list. Please remember that although "I" get a lot of thanks from people for this event I am acutely aware that it couldn't be done without your commitment to clay and our community. From the bottom of my heart to a ll who help with this great event, THANK YOU. You have helped the food compromised in our community in addition to getting handmade clay work into the hands of the general public. This ends up being an opportunity to educate people about why we love clay.



There are so many things to thank all of you for, more than I can list. Please remember that although "I" get a lot of thanks from people for this event I am acutely aware that it couldn't be done without your commitment to clay and our community. From the bottom of my heart to a ll who help with this great event, THANK YOU. You have helped the food compromised in our community in addition to getting handmade clay work into the hands of the general public. This ends up being an opportunity to educate people about why we love clay.



In our effort to recognize some of the potters we chose 5 beautiful pieces that were put into the silent auction. Thanks for your bowls,

**Frank Tomizuka, Leila Lindeman, Linda DeBoer, Andy Iventosch and a pine needle wrapped rim bowl marked with R 2015.**

If at any time in the coming year you have pieces for the silent auction or bowls that need pick-up, please let Lori or me know.

**THANK YOU to our 2018 bowl makers: Marilyn Cleavinger/Udall, Randolph and Flowing Wells Studios, Jerry Bird/Lou Sorenson, Stan Pomeranz/Saddlebrook Clay Club, Terry Parker/Loma Prieta Pottery, Lori Kindler, Martha Kelly/Shooting Star Pottery, Joan Kelley/Sun City Oro Valley Clay Club, Sue Broberg/The Clay Club at The Highlands, Frank Tomizuka/Romero House Potters, Maxine Krasnow/Tucson Clay Coop, Carol Mullen Pottery, Janet Burner/Sabino Pottery, Laurie Dunham, Brenda Beeley, Marian Morris, Linda Potter, Jada Ahern/PCNRPR Northwest Art Center, Susan Yamamura, Jashio Pei and Andy Iventosch.**



**Thank you to our event Volunteers: Dan**

**Granger, Lori Kindler, Joni Pevarnik, Sheila Lepley, Frank Tomizuka, Linda DeBoer, Jim Miller, Dana Kuchel, Laurie Dunham, Cynthia Cruz, Glenda Neff, Brenda Arwood, Jada Ahern, Marian Morris and Glenda Neff**



Jaha Ahern



## What happens when you introduce clay to a class of 4th graders?

Ms Guyote's 4th Grade class at Oyama Elementary in Tucson had a whole lot of fun and discovered some exciting skills and talents they didn't know they had!



Ms Guyote's excited class!



First attempt at pinch pots and coil pots. "This is hard!" "This is fun!!"



What a surprise when they are glazed and fired



They each did a tile and learned about texture and dimension



Creativity was flowing. "This makes me feel good"



She's a clay artist!!  
"Can we do this again?"

Do you know a young person you might inspire? I hope you do it!!!

**Southern Arizona Clay Artists Workshops for**

## 2018 and 2019

Have you ever wondered what makes a good workshop or even a good workshops coordinator? I know I did, especially when I was drafted to organized workshops for SACA . I always know what subjects I want to see and have traveled to attend workshops on focuses that I enjoy.

Because I needed to know the answers to these questions I attended the Texas Clay Festival in Gruene, Texas. This is an annual event that features 60 clay artists that are ceramic educators who spend the weekend educating the public and other clay enthusiasts on their particular art form. Four large tents are spread throughout the area and there are 35 different demonstrations during the weekend. You can go wild trying to see the ones you really want to see but you can realistically experience about 5 or 6 a day. You can hit overload easily.



By attending this festival I learned a tremendous amount about subjects I may not want to do but seem interesting. I learned that it is important to not only have an interesting subject but it is good to be entertained while you are learning.

In order to maintain quality presenters it is important to have enough attendees to the workshop to pay for the experience. That is why I have initiated the early bird registration. This will hopefully entice everyone who is interested in the subject to sign up early, thereby will guarantee that the workshop will be held. If you wait until the last minute you might miss out because it was cancelled or full.

Kathy Dunning, SACA Workshop Coordinator

## Raku

with  
Glenda Neff  
&  
Ray Kuhn

Every  
2nd Friday  
of the Month

Glenda Neff's Studio  
"Laughing Witch Pottery"  
1510 W. Avocado St.

[RSVP Glenda](#)

April 13  
4pm - 8pm

or, call Glenda for more info:  
(520) 271-7190



Everyone gets involved and shares in the fun

**You are Invited**

## 26th ANNUAL ORACLE ARTIST STUDIO TOUR


### A WEEKEND IN THE HIGH DESERT APRIL 7 AND 8

Self guided tour, see where the art is made and meet the artist.  
April 7 and 8, 10am to 5pm each day. 44 artists including many of our fellow SACA members.




Sue Armbrust

Stop at the Welcome Center, 1470 W. American Avenue, for your tour map and view samples of the artist work. You can plan your exciting day, or two, of exploring Art and the wonderful town of Oracle by just following the purple signs through town to each destination.



Glenda Neff



Laura Stiltner



Karen Medley

## Dana Lehrer Danze Teapot Workshop Roundup

The first workshop for 2018 went off with only a few minor glitches like forgetting name-tags and the presenter acquiring poison ivy just before arriving in Tucson.

Not only did we watch her demonstrate the construction techniques but on the second day we experienced her amazing technique of using negative and positive image glazing to embellish her remarkable shapes. When she was finished with her hints and description





we experienced it ourselves with pots and tiles provided for the experience to practice decorating with her techniques.

Everyone filled out an evaluation on the workshop and said the experience was wonderful and best of all no one wished that they had stayed home.

**If you are interested in taking workshops, especially those close to home, please check in to the Facebook page that was started just for SACA's workshops with the surprising name Pottery Workshops - Tucson, Arizona . I will post pictures and plans for future workshops as they start to fall in place.**

Kathy Dunning, SACA workshop coordinator



**Calling all CLAY ARTISTS, painters, woodworkers etc that would be interested in showing at the 33rd annual**

**The Oaks Festival in Oracle.  
April 21, 2018**

**Interested?? Please ccbhLwLaura**

This is not a juried event but a great opportunity to show and sell your art.

If you do not want to participate as a vendor please come and enjoy the event, the art market, parade of vintage cars and fun, food and the great folks of Oracle.

# SCULPTURE FESTIVAL SHOW & SALE

April 6 - 8, 2018

Brandi Fenton Memorial Park  
Tucson, Arizona



presented by

**Sculpture  
Tucson.Org**

visit [www.sculpturetucson.org](http://www.sculpturetucson.org)

sponsored by



HACIENDA DEL SOL  
GUEST RANCH RESORT

**Clay Artists and SACA Members Aurore Chabet and Sid Hederson will be exhibiting their work at this show!**

## **Northwest Art Center Spring/Summer 2018 Classes On-line Registration begins April 3, 2018 at 6am classes begin May thru August**



Go to [www.pima.gov/nrpr](http://www.pima.gov/nrpr) and hit the "**register now**" button. Create an account today if you don't already have one, so you are ready to go when registration opens. **Class descriptions, information and payment is all on-line.**

Classes are held at 7770 N. Shannon on the campus of the YMCA on the far north side located at Shannon and Magee.

### **Classes include:**

**Classic Clay(potter/Clay)**

**Clay Fun-damentals**

**Creative Clay for the Kitchen**

**Clay for Self Motivated Artists**

**Weekend Warrior Clay  
Independent Clay Study**

**Creating with Clay** (this one is at Flowing Wells Community Center  
1660 W Ruthrauff Rd.

+++++

**April and May Classes  
Robin Chlad**

**Creating in Clay, Canisters and Vases**



Robin will be teaching hand building clay classes at the Blue Raven Art School beginning Thursday evening, **April 5th thru April 19th**, from 5-8pm. We will be building a vase/ canister with top. The next two classes will focus on glazing and surface decoration. You can view the calendar [here](#). No experience required, Everything is included, clay, tools, glazes and firing. Cost is \$155.00.

Contact Robin directly to register. 520-882-8099

**Building Shadow Boxes  
"Tell a Story"**

Next session of classes begin **April 26, May 3, and May 17th**. (No class on May 10th.) This session will require some imagination which always turns out to be a lot of fun. You will learn how to build a 6" sq. box from slab clay and hand build objects, such as birds, leaves, flowers, animals. What ever moves you.



Everything is included, clay, tools, glazes, and firing. Cost is \$155.00



Please contact Robin direct to register for either or both classes. Robin is available for private lessons as well.

# *The Romero House Potters*

Course instructors are renowned in the arts community, locally, regionally, and across the US. Members enjoy reduced class fees; contact RHP for details about the benefits of studio membership. Download, complete and mail your registration form and check to

**The Romero House Potters**

**P.O. Box, 85175 Tucson, AZ 85754-5175,**

<http://romerohousepotters.org/registration-form>

or stop by our location

at 102 W. Washington Street,

across the parking lot from the Tucson Museum of Art.

Members of the Tucson Museum of Art receive a 10% discount on the first course at Romero House.

*Studio glazes, all firings, personal storage space and over 40 hours of studio time are included in your class fee.*

## **April classes:**

### ***Monday***

#### **SCULPTING FACIAL EXPRESSION USING PAPER CLAY**

**1:00 pm-4:00 pm April 2, 9, 16 and 23**

**Instructor:** **George Peñalosa**

**Fee: \$140 (member); \$160 (non-member)**

This class focuses on the development of facial expression in humans or animals.



Students will explore the connection between muscle anatomy and movement and expressive characteristics. Different facial types, facial features and proportion will be addressed. Students will sculpt expressive heads/faces using cone 10 paper clay. Application of under glazes and acrylics for creating colorful surfaces on completed sculptures will be demonstrated. Bring your own clay (Max's is recommended) and reference photos to the first session

**SKILL LEVEL:** all levels welcome

### ***Tuesday***

#### **WHEEL, SCULPTURE, AND HAND BUILDING**

**9:30 am-12:30 pm April 3, 10, 17, and 24 Instructor: Janet Burner \***

**Fee: \$140 (member); \$160 (non-member)**

This class brings together students with varying degrees of experience in clay, who share a desire to be creative using hand building techniques and the potter's wheel. Demonstrations will be given regularly. Individual artistic development is the class focus. High fire, low fire, saggar, and raku firings will be covered. Bring your preferred cone 10 clay and Kemper Tool kit to the first session.

**SKILL LEVEL:** intermediate to advanced \* Tucson potter Elaine Dow will teach Janet's class for the month of April.

#### **FACIAL ANATOMY FOR CERAMIC SCULPTORS**

1:00 - 4:00 PM, April 3, 10, 17, and 24

Instructor: [Jesse Berlin](#) Fee: \$140 (member); \$160 (non-member)

Join Instructor Jesse Berlin for a crash course in facial anatomy for sculptors. A former sculptor of facial prosthetics at the James J. Peters V.A. hospital in New York, Jesse offers



a unique expertise concerning the human face. In this course, students will learn the underlying anatomy that affects various facial expressions and how to incorporate that knowledge into clay. Students will produce a life-size bust, ready for bisque firing. Surface treatments including stains, glazes and acrylics will be discussed, and time permitting, we will do a final high-firing of pieces that have -been glazed or stained. Firing, use of studio glazes, stains and over 40 hours of studio time are included in your fee. Please bring your preferred cone 10 clay to the first class. An 8 piece pottery tool set is also recommended. Skill Levels: all levels welcome



### ***Wednesday***

#### **SCULPTING FACIAL EXPRESSION USING PAPER CLAY**

10:00 am-1:00 pm April 4, 11, 18 and 25

Instructor: [George Peñaloza](#)

Fee: \$140 (member); \$160 (non-member)

This class focuses on the development of facial expression in humans or animals. Students will explore the connection between muscle anatomy and movement and expressive characteristics. Different facial types, facial features and proportion will be addressed. Students will sculpt expressive heads/faces using cone 10 paper clay. Application of under glazes and acrylics for creating colorful surfaces on completed sculptures will be demonstrated. Bring your own clay (Max's is recommended) and reference photos to the first session

SKILL LEVEL: all levels welcome



### ***Thursday***

#### **WHEEL THROWING FOR BEGINNERS**

Two Sessions! 1:00 - 4:00 PM and 6:00 - 9:00 PM

April 5, 12, 19 and 26

Instructor: [Nan Wollman](#)

Fee: \$140(member); \$160 (non-member)

Never touched clay? Potter's wheel looks intriguing? Haven't had a clay class since school, and you're ready to try again? Beginning wheel throwing will cover the basics of throwing:



wedging, centering, opening, raising, forming, trimming and glazing. Novices or those who want a refresher are welcome. Firing, use of studio glazes and over 40 hours of studio time are included in your fee. Please bring cone 10 stoneware to the first session.

SKILL LEVEL: beginners

## **Friday**

### **UNIQUELY UBIQUITOUS**

**10:30 AM - 1:30 PM April 6, 13, 20 and 27 Instructor: [YeRin Kim](#)**

**Fee: \$140 (member); \$160 (non-member)**

The goal of this class is to help each participant develop his or her own voice through the creation of an independent hand building project, either a vessel or sculpture. YeRin will share various techniques and technical know how. Students and instructor will share project ideas, and provide each other with feedback. An hour of free discussion time with the instructor is offered prior to every class meeting with an aim to assist participants in refining their ideas.

The objectives of the class are: to produce a finished project, start a portfolio and develop a language of contemporary ceramic art. Please bring a sketchbook and your preferred cone 10 clay to the first session. **SKILL LEVEL: All levels welcome**



## **Saturday**

### **WHEEL, SCULPTURE, and HAND BUILDING**

**9:30 am - 12:30 pm, April 7, 14, 21 and 28**

**Instructor: [Janet Burner](#) \***

**Fee: \$140 (member); \$160 (non-member)**

This class brings together students with varying degrees of experience in clay, who share a desire to be creative using hand building techniques and the potter's wheel. Demonstrations will be given regularly. Individual artistic development is the class focus. High fire, low fire, saggar, and raku firings will be covered. Firing, use of studio glazes and over 40 hours of studio time are included in your fee. Please bring your preferred cone 10 clay and Kemper Tool kit to the first session.



**SKILL LEVEL: intermediate to advanced**

*\*Tucson artist Mariah Clearwater will teach Janet's class for the month of April.*

## **Sunday**

**HUMAN ANATOMY FOR SCULPTORS 1:00 - 4:00 PM, April 1, 8, 15 and 22**

**Instructor: [Jesse Berlin](#)**

**Fee: \$140 (member); \$160 (non-member)**

Join instructor Jesse Berlin for a course in human anatomy for sculptors. Jesse received his BFA from the School of the Art Institute of Chicago and his MFA from Southern Illinois University in Carbondale. He has dedicated his artistic career to sculpting the human body. In this course, students will learn the anatomy and proportions necessary to create dynamic poses and will gain an understanding of how gesture affects the end result. Over the course of 4 weeks, students will learn to sculpt various sections of the body through quick studies. They will apply this to the production of a finished, small scale, full figure in clay. Work will be bisque fired. Course work includes discussion of surface treatment options and the possibility of high firing. Please bring your sculpting tools and cone 10 clay (B-Mix is recommended).

Skill level: intermediate to advanced

**Feel free to download, complete and mail your [registration form](#) (<http://romerohousepotters.org/registration-form>)**

and check to P.O. Box 85175, Tucson, AZ 85754-5175 or stop by our location at 102 West Washington Street, across the parking lot from the Tucson Museum of Art.



# Clay Community Information

*SACA offers opportunities for those interested in clay to share their passion, inspire each other, & share resources. Tell us about your upcoming shows, classes, events and possibilities in our community.*

## SACA Facebook page

at <https://www.facebook.com/SouthernArizonaClayArtists>

SACA Website at [www.SouthernArizonaClayArtists.org](http://www.SouthernArizonaClayArtists.org)

## SACA & Community Email Information

Contact Jan Bell

## Pottery Workshop Facebook page

Pottery Workshop-Tucson Arizona

## SACA Newsletter

direct to your email inbox via ConstantContact:

[Available to SACA members](#)

[email information here](#)

## *Share, & Promote Clay Related Events...!*

*Contact us at the links above*

## SACA Board Member 2018

### Contact Us:

Craig Wunderlich	<i>President</i> .....	<a href="#">Click for President</a>
Robin Chlad	<i>Vice President</i> .....	<a href="#">Click for Vice President</a>
Joanne Fisher	<i>Membership</i> .....	<a href="#">Click for Membership</a>
Linda Baker	<i>Socials</i> .....	<a href="#">Click for Socials</a>
Jerry Bird	<i>Shows</i> .....	<a href="#">Click for Shows</a>



Janet Burner	<i>Secretary</i> .....	<a href="#">Click for Secretary</a>
Linda DeBoer	<i>Newsletter</i> .....	<a href="#">Click for Newsletter</a>
Lavonne McCord:	<i>Treasurer</i> .....	<a href="#">Click for Treasurer</a>
Laura Stiltner	<i>PubliRelations/webmaster</i> .....	<a href="#">Click for Public Relations</a>
Kathy Dunning	<i>Workshops</i> .....	<a href="#">Click here for workshops</a>
Louise Buth	<i>Member at Large,...</i>	<i>Supporting SACA in so many ways.</i>
Theresa Poalucci	<i>Member at Large,...</i>	<i>Supporting SACA in so many ways.</i>
<b>Supporting SACA</b>		
Martha Cordova	<i>Jury</i> .....	<a href="#">Click for Jury information</a>
Kathryn Falk	<i>SACA's Facebook coordinator</i>	
Jan Bell	<i>E-mail Notices</i>	
Jada Ahern	<i>Empty Bowls coordinator</i>	

**The SACA Board is always available to SACA Members,  
Please feel free to contact them for any  
of your concerns, questions or comments!**

**Just for the fun of it. . .**

You can become immersed in your computer and clay this month or if you have a bit of insomnia look into these websites:

<https://ceramicartsnetwork.org/>

<http://www.lakesidepottery.com/index.html>

<http://www.pottery-making.info.com/news/>

<http://www.ceramike.com/YouTube.asp>

***And then send along to this newsletter YOUR favorite clay websites to share!***

**Southern Arizona  
Clay Artists**

**For Suggestions, Comments**

[or more information,....](#)

[Please click to e-mail](#)

